

CITY OF NAPOLEON, OHIO - BUILDING DEPARTMENT

255 West Riverview Avenue, Napoleon, Ohio 43545 - (419) 592-4010

Permit No. 2713 Issued 7-24-92

	FEE	BASE	PLUS	TOTAL
Job Location <u>900 N. HARMONY</u>	<input checked="" type="checkbox"/> Building	\$ <u>9.00</u>	\$ <u>144.00</u>	\$ <u>153.00</u>
Lot <u>28</u> <u>BRICKYARD ADDITION</u>	<input checked="" type="checkbox"/> Electrical	\$ <u>15.00</u>	\$ <u>60.00</u>	\$ <u>75.00</u>
Issued by <u>BRENT N. DAMMAN</u>	<input checked="" type="checkbox"/> Plumbing	\$ <u>9.00</u>	\$ <u>30.00</u>	\$ <u>39.00</u>
Owner <u>ROBERT BECK</u> <u>592-8307</u>	<input checked="" type="checkbox"/> Mechanical	\$ <u>18.00</u>	\$	\$ <u>18.00</u>
Address <u>11-622 CO. RD. M, NAPOLEON,</u> <u>OHIO</u>	<input type="checkbox"/> Demolition	\$	\$	\$
Agent <u>BECK'S CONSTRUCTION CO.</u>	<input type="checkbox"/> Zoning	\$	\$	\$
Address <u>SAME</u>	<input type="checkbox"/> Sign	\$	\$	\$
Use Type - Residential <u>X</u>	<input checked="" type="checkbox"/> Water Tap	\$ <u>375.00</u>	\$	\$ <u>375.00</u>
Other - Describe _____	<input type="checkbox"/> Sew. Insp.	\$	\$	\$
No. Dwelling Units <u>1</u>	<input checked="" type="checkbox"/> Sewer Tap	\$ <u>60.00</u>	\$	\$ <u>60.00</u>
New <u>X</u> Replacement _____	<input checked="" type="checkbox"/> Temp. Water	\$ <u>5.00</u>	\$	\$ <u>5.00</u>
Add'n. _____ Alter _____ Remodel _____	<input checked="" type="checkbox"/> Temp. Elec.	\$ <u>10.00</u>	\$	\$ <u>10.00</u>
Mixed Occupancy _____	TOTAL FEES.....			\$ <u>735.00</u>
Change of Occupancy _____	LESS FEES PAID.....			\$
Estimated Cost \$ <u>58,000.00</u>	BALANCE DUE.....			\$ <u>735.00</u>

ZONING INFORMATION

district	lot dimensions		area	front yd	side yd	rear yd
max hgt	no pkg spaces	no ldg spaces	max cover	petition or appeal req'd	date appr	

WORK INFORMATION

Size: Length 55' Width 38' Stories 1 Ground Floor Area 1203 SF

Height 16.5' Building Volume (for Demo. Permit) _____

Electrical: _____

Plumbing: ESTIMATED COST = \$4000.00

Mechanical: ESTIMATED COST = \$4000.00

Additional Information: NEW HOME.

Date 7-18-92 Applicant Signature Robert A. Beck C.G.B.

PAID
JUL 27 1992
CITY OF NAPOLEON

INSPECTION RECORD

	UNDERGROUND			ROUGH-IN						FINAL		
	Type	Date	By	Type	Date	By	Type	Date	By	Type	Date	By
PLUMBING	Building Drains			Drainage, Waste & Vent Piping	8/18	BD	Indirect Waste			Drainage, Waste & Vent Piping	9/15	BD
	Water Piping									Backflow Prevention		
	Building Sewer	7/29	BD	Water Piping	9/10	BD	Condensate Lines			Water Heater	9/16	BD
	Sewer Connection									FINAL APPROVAL	9/16	BD
MECHANICAL	Refrigerant Piping			Refrigerant Piping			Chimney(s)			Grease Exhaust System		
				Duct Furnace(s)	7/22	BD	Fire Dampers			Air Cond. Unit(s)		
	Ducts/ Plenums			Ducts/ Plenums			<input type="checkbox"/> Radiant Htr(s) <input type="checkbox"/> Unit Htr(s)			Refrigeration Equipment		
				Duct Insulation	7/22	BD	Pool Heater			Furnace(s)		
				Combustion Products Vents			Ventilation <input type="checkbox"/> Supply <input type="checkbox"/> Exhst.			FINAL APPROVAL	9/16	BD
ELECTRICAL	Conduits & or Cable			Conduits/ Cable			<input type="checkbox"/> Range <input type="checkbox"/> Dryer			Temp Service Temp Lighting		
	Grounding & or Bonding			Rough Wiring	7/22	BD	<input type="checkbox"/> Generator(s) <input type="checkbox"/> Motors			Fixtures Lampholders		
	Floor Ducts Raceways			Service Panel Switchboard	7/22	BD	<input type="checkbox"/> Water Htr <input type="checkbox"/> Welder			Signs		
	Service Conduit			Busways Ducts			<input type="checkbox"/> Heaters <input type="checkbox"/> Heat Cable			Electric Mtr. Clearance		
	Temporary Power Pole			Subpanels			<input type="checkbox"/> Duct Htr(s) <input type="checkbox"/> Furnace(s)			FINAL APPROVAL	9/16	BD
BUILDING	Location, Set-backs, Esmt(s)	7/26	BD	Exterior Wall Construction	7/27	BD	Roof Covering Roof Drainage	7/22	BD	Smoke Detector		
	Excavation	7/27	BD				Exterior Lath			Demolition (sewer cap)		
	Footings & Reinforcing	7/27	BD				<input type="checkbox"/> Interior Lath <input type="checkbox"/> Wallboard					
	Floor Slab	7/31	BD	Interior Wall Construction	7/27	BD	Fire Wall(s)			Building or Structure	9/16	BD
	Foundation Walls	7/27	BD	Columns & Supports			Fireplace Chimney					
	Sub-soil Drain			Crawl Space <input type="checkbox"/> Vent <input type="checkbox"/> Access	7/22	BD	Attic <input type="checkbox"/> Vent <input type="checkbox"/> Access					
	Piles			Floor System(s)	7/22	BD				FINAL APPROVAL BLDG. DEPT.	9/16	BD
	Drive	7/31	BD	Roof System	7/22	BD	Special Insp Reports Rec'd			Certificate of Occupancy Issued	9/16	BD
ADDITIONAL	INSPECTIONS, CORRECTIONS, ETC.						INSPECTIONS, CORRECTIONS, ETC.					

APPLICATION
for
RESIDENTIAL, BUILDING, ELECTRICAL, PLUMBING, MECHANICAL, PERMITS AND DEMOLITION
from the
CITY OF NAPOLEON - BUILDING DEPARTMENT
255 West Riverview Avenue, Napoleon, Ohio 43545 - Phone 419-592-4010

Entry No. _____

Permit No. 2713 Issued 7-24-92 : Building \$ 9.00 \$ 144.00 \$ 153.00

Job Location 900 N. Harmony : Electrical \$ 15.00 \$ 60.00 \$ 75.00

Lot 28 Brickyard Addition : Plumbing \$ 9.00 \$ 30.00 \$ 39.00
sub-div or legal description

Issued by BND : Mechanical \$ 18.00 \$ _____ \$ 18.00
Building Official

Owner Robert Beck Phone 592-8307 : Demolition \$ _____ \$ _____ \$ _____

Address 11-622 Co. Rd m : Zoning \$ _____ \$ _____ \$ _____

Agent Beck's Const Phone 592-8307 : Sign \$ _____ \$ _____ \$ _____

Address 11-622 Co. Rd m : Water Tap \$ 375.00 \$ _____ \$ 375.00

Description of Use Residential : Sewer Tap \$ 60.00 \$ 87.00 \$ 147.00
Residential 1 : Temp Water \$ 5.00 \$ _____ \$ 5.00
(number dwelling units)

Commercial _____ Industrial _____ New _____ : Temp Elec. \$ 10.00 \$ _____ \$ 10.00

New Addition _____ Replacement _____ Remodel _____ : Additional Structure _____ Hours _____

Mixed Occupancy _____ Change of Occupancy _____ : Plan _____

Estimated Cost: \$ 58,000.00 : Review Electric _____ Hours _____

TOTAL FEES ----- \$ 822.00 ⁷³⁵

Less Fees Paid (date) _____ \$ _____

BALANCE DUE ----- \$ 822.00 ⁷³⁵

ZONING INFORMATION:

District	Lot Dimensions	Area	Front Yard	Side Yard	Rear Yard
Max. Hgt.	No. Pkg. Spaces	No. Ldg. Spaces	Max Cover	Petition or Appeal Required/Date	

WORK INFORMATION:

Building - Garage Floor Area 494 Basement Floor Area _____ 2nd Floor Area _____

Size - Length 55 Width 38 Stories 1 Ground Floor Area 1203 s.f.

Height 16.5' Building Volume (For Demolition Permit) _____ cubic feet

Description of Work: New Home

ELECTRICAL: Electrical Contractor Same Phone _____

Address _____ Estimated Cost: \$ _____

Type of Work: New Service Change _____ Rewiring _____ Add'l. Wiring _____ Temp. Electric Required: Yes _____ No _____

Size of Service 200 Underground _____ Overhead Number of New Circuits 20

Description of Work: New Home Electrical

PLUMBING: Plumbing Contractor Meyers Pkg & Htg Phone _____

Address _____ Estimated Cost: \$ 10000

Water Tap Required: Yes _____ No _____ Size _____ Type of Pipe _____ Water Dist. Pipe _____

Sanitary Sewer Tap Required: Yes _____ No _____ Size _____ Type of Pipe _____ Dr. Waste Vt. Pipe _____

St. Sewer Tap Req.: Yes _____ No _____ Size _____ Type of Pipe _____ Street to be Opened: Yes _____ No _____

Main Building Drain Size: _____ Main Vent Pipe Size: _____

List Number of PLUMBING Fixtures below:

Water Closets 2 Bathtubs 2 Showers _____ Lavatories 2 Kitchen Sinks 1 Disposal 1 Dishwasher _____

Clothes Washer 1 Floor Drains _____ Other (Fixtures/Type): total = 10

Description of Work: Arm Home Pkg

MECHANICAL: Mechanical Contractor Meyers Pkg Phone _____

Address _____ Estimated Cost: \$ 10000

Heating System: Forced Air Gravity _____ Hot Water _____ Steam _____ Unit Heaters _____ Radiant _____ Baseboard _____

Type of Fuel: Electric _____ Natural Gas Propane _____ Wood _____ Coal _____ Solar _____ Geothermal _____ Other _____

Number of Heat Zones: 1 Hot Water: (One Pipe _____ Two Pipe _____ Series Loop _____)

Electric Heat: (No. of Circuits _____) No. of Furnaces 1 No. of Hot Air Runs 9

No. of Hot Water Radiators _____ Total Heat Loss 50000 Rated Capacity of Furnace/Boiler 75000

Location of Heating Units: Crawl Space _____ Floor Level _____ Attic _____ Suspended _____ Roof _____ Outside Garage

Description of Work: New Home Mechanical 18" above floor

DRAWINGS REQUIRED: All Applications must be accompanied by two (2) complete set of Drawings including Site Plans, Foundation Plans, Floor Plans, Structural Framing Plans, Exterior Elevations, Section and Details, Stair Details, Electrical Layout, Plumbing Isometric, Heating Layout, etc. All Plans shall be DRAWN TO SCALE, show all existing structure on the Site Plans also, show Electric Panel and Furnace Locations.

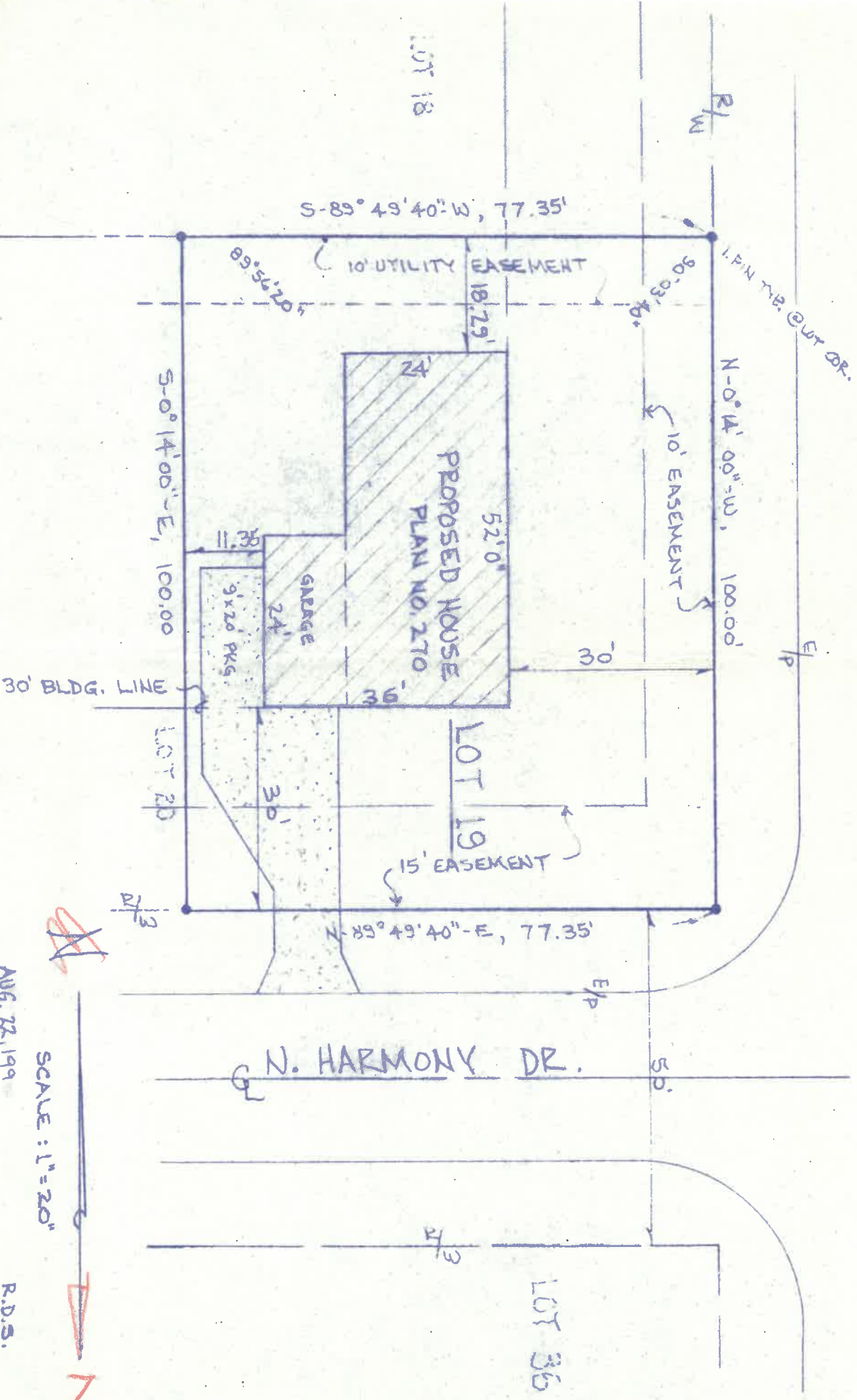
READ AND SIGN BELOW: The undersigned hereby makes application for a Permit for all work described herein, and agrees to complete the work in strict accordance with all applicable provisions of the current edition of the C.A.B.O. Building Code, the Napoleon Building and Zoning Codes, the Napoleon Engineering Department Rules and Regulations, Standard Specifications and other Pertinent Sections of the Napoleon Code of Ordinances.

Dated: _____ Signature of Applicant _____

900 N. Harmony

GLENWOOD AVE - 60' R/W

SITE PLAN FOR
BECKS CONSTRUCTION CO.
LOT NO. 19 . PHASE I BRICKYARD SUB-
DIVISION - CITY OF - NAPOLEON - HENRY CO. OHIO.



AUG. 23, 1999
SCALE: 1"=20'
R.D.S.

METER YOKE RELEASE

This document is for the release of one (1) Water Meter Yoke for Residential water service lines.

RELEASE NO. 0043

PERMIT NO. 2713 ISSUED 7-30-97

JOB LOCATION 900 W. Harmony

- Inside City Limits - Outside City Limits

ISSUED BY BND

OWNER Becks Const.

ADDRESS 11-622 Co. Rd. M Napoleon

CONTRACTOR Self

ADDRESS _____

CONTRACTOR'S PHONE NO. _____

WATER TAP SIZE: = 1" = 1-1/2" = 2"

WATER METER s# _____

- New Dwelling - Existing Dwelling

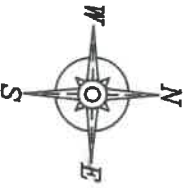
COMPLETED

Water Service Line to be Type (K) Copper or (CTS) Polyethelene Tubing of one inch (1") minimum.

Watts No. 7 Dual check required = Yes = No

Water Meter Yoke installation is subject to the following conditions:

- 1.) Must be located in an accessible area.
- 2.) Must be in an area not subject to freezing temperatures.
- 3.) Must be eighteen inches (18") above floor level, **not in crawl spaces, unless circumstances dictate.**
- 4.) Must comply with the mounting criteria and clearances as set forth in **DRAWING #04403901.**



INSTALL A 4/0
URD SERVICE.

SECONDARY
PEDISTAL

75'

900

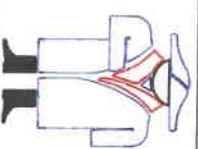
N. HARMONY DR.

726 CLR 100

Napoleon Power & Light

ITEM 1775 Industrial Drive Napoleon, Ohio

DATE 7/26/93 W.O.# 31344 I.D.# J01212 DRAWN BY MTT



METER SOCKET RELEASE

issued by

The Napoleon Electric Distribution Department

639 Industrial Drive Napoleon, Ohio 43545 Pn. 592-9116 or 592-4010

Permit No. E-0087 Issued 7-30-92 Building permit No. 2713 Job Address 900 N. Harmony

Lot Number 28 Sub Division Brickyard Addition

Owner Robert Beck Owners Address 11-622 Co. Rd. M Pn. No.

Contractor Becks Const. Contractors Address Same Pn. No.


Size of Service 200 Overhead Underground X Issued By Brent N. Rammann

Date completed Approved by

Size of Service Overhead Underground Street and No. electric distribution dept.

Old Meter No. New Meter No. Remarks

Sketch of Service



WATER TAPPING PERMIT

issued by

The Napoleon Water Distribution Department

255 West Riverview Ave. Napoleon, Ohio 43545 Pn. 592-4010

Permit No. W- 0046 Issued 7-30-92 Received of Robert Beck (\$ 375) .00

(Charge for tapping permit to supply water service to) Lot No. 28 Sub Div. Brickyard Add.

Street No. 900 N. Harmony Tap Size 1 " Cost \$ 375 .00 Plumber Meyers P & H

Date completed _____ Approved by _____

water distribution dept.

finance director

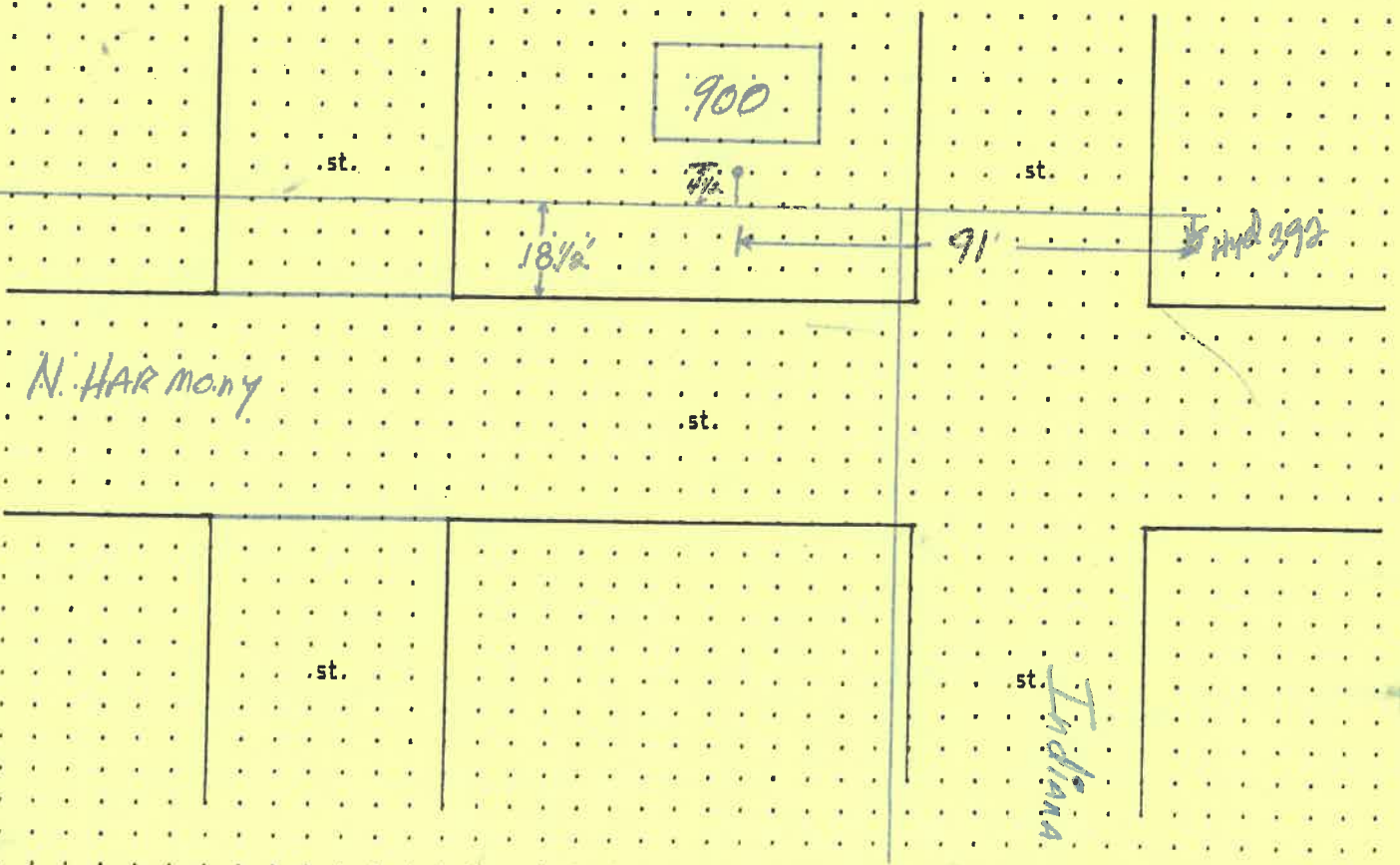
Name _____ Size of tap 1" Date 8-11-92 Street and No. 900 HARMONY

Old Tap No. _____ New Tap No. 9240 Size and Kind of Main 12" PVC

Location of Main 18 1/2' North of North CURB Depth of Main 6'

Distance from Hydrant/Valve 91' West of Hyd #392 Distance to CURB Stop from Corp. 4 1/2'

COMPLETED



MEMORANDUM FOR THE RECORD
DATE: [illegible]
SUBJECT: [illegible]

[Faint, illegible text in the upper section of the page, possibly a memorandum body or notes.]

[illegible]	[illegible]	[illegible]	[illegible]	[illegible]
-------------	-------------	-------------	-------------	-------------

[illegible]	[illegible]	[illegible]	[illegible]	[illegible]
-------------	-------------	-------------	-------------	-------------

WATER TAPPING PERMIT

issued by

The Napoleon Water Distribution Department

255 West Riverview Ave. Napoleon, Ohio 43545 Ph. 592-4010

Permit No. W- 0050 Issued 8-18-92 Received of Becks Const. (\$ 375) .00

(Charge for tapping permit to supply water service to) Lot No. 28 Sub Div. Brickyard Add.

Street No. 900 N. Harmony Tap Size 1 Cost \$ 375 .00 Plumber Meyers P+H

Date completed _____ Approved by _____
water distribution dept. finance director

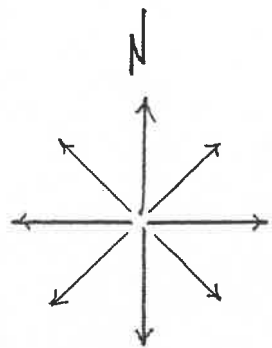
Name _____ Size of tap _____ Date _____ Street and No. _____

Old Tap No. _____ New Tap No. _____ Size and Kind of Main _____

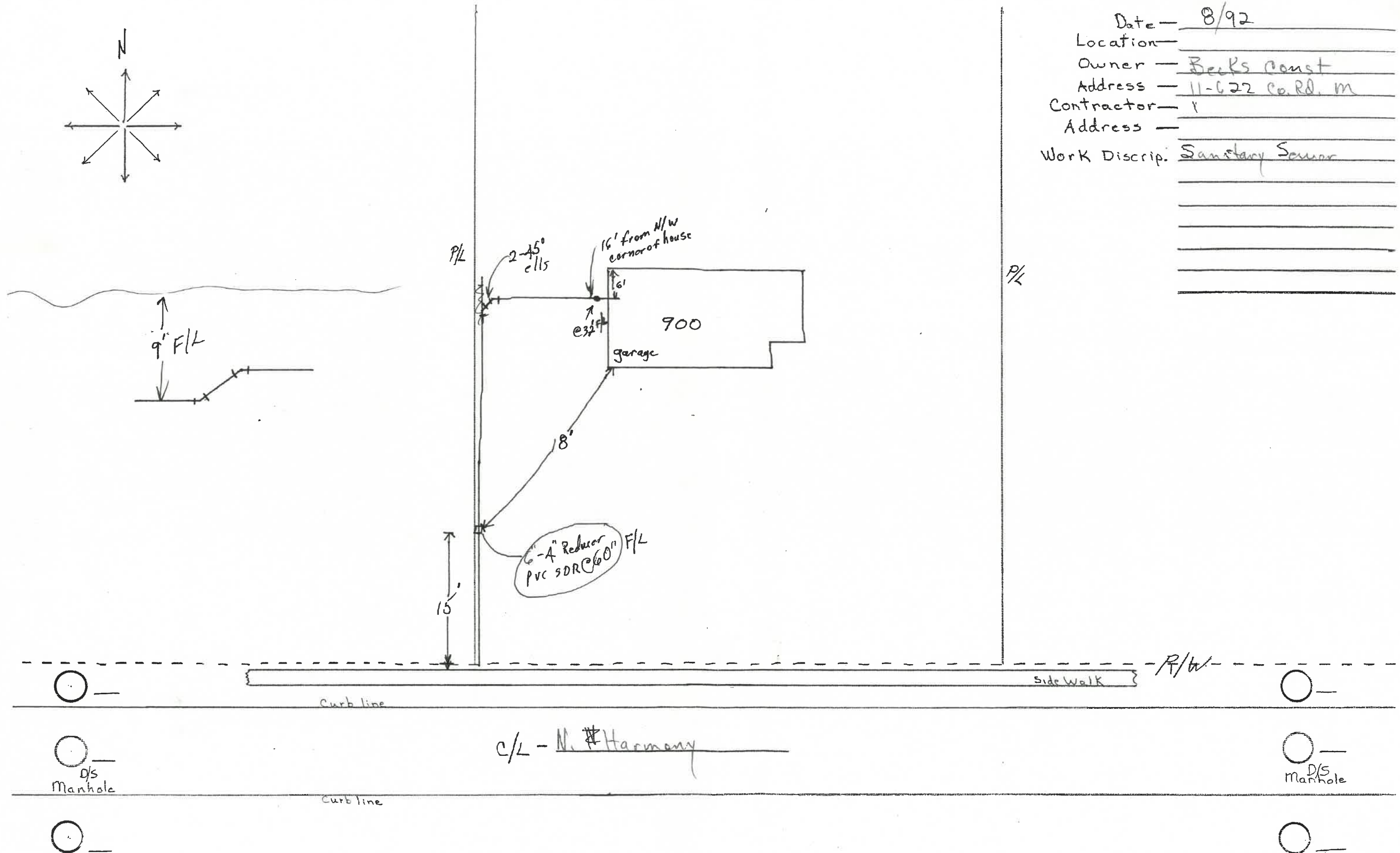
Location of Main _____ Depth of Main _____

Distance from Hydrant/Valve _____ Distance to Curb Stop from Corp. _____

*Find
Completed Copies*



Date — 8/92
 Location —
 Owner — Beck's Const
 Address — 11-622 Co. Rd. M
 Contractor — 1
 Address —
 Work Discrip. — Sanitary Sewer



Place an X for the manhole applicable.

